

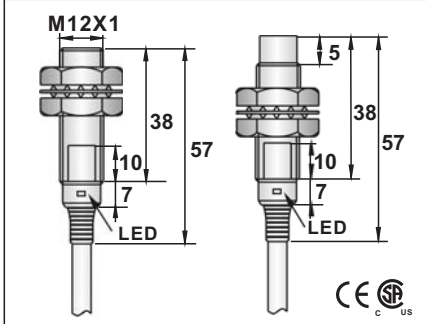


M12、M18

AC/DC INDUCTIVE SENSORS WELD FIELD IMMUNE



M 12	
	
2 mm	4 mm
PTFE Coated Brass	

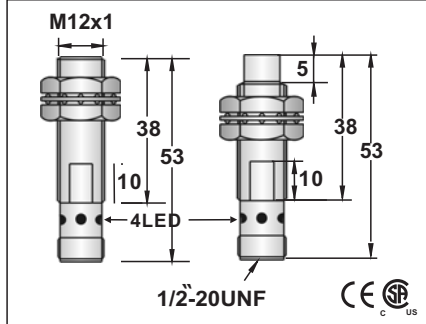


20-250 VAC, 50-60 Hz; 20-250 VDC
DC RIPPLE <10%
<2.5mA
100mA
<2.5mA
2.2A for 20ms
5mA
<=10 VAC :<=8 VDC
25HZ AC; 40 Hz DC
10ms/10ms
<15% (Sr)
<1.0% (Sr)
IP67
-25°C - +70°C
<10% (Sr)
YES
-
-
RFI>3V/m / EFT>1KV / ESD>4KV (contact)
IEC 60947-5-2,Part 7.4.1 / IEC 60947-5-2,Part 7.4.2
ETFE

<u>WCM1-1202U-A3L2</u>	11	<u>WCM2-1204U-A3L2</u>
<u>WCM1-1202U-B3L2</u>	12	<u>WCM2-1204U-B3L2</u>

4 φ 3x0.34	
Approx.67 g	Approx.65 g



M 12	
	
2 mm	4 mm
PTFE Coated Brass	

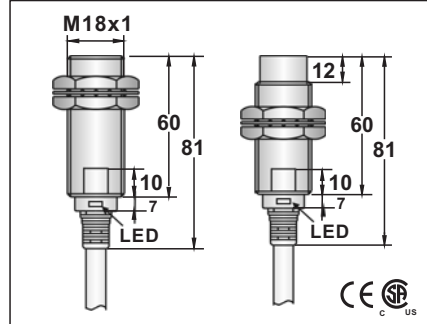


20-250 VAC, 50-60 Hz; 20-250 VDC
DC RIPPLE <10%
<2.5mA
100mA
<2.5mA
2.2A for 20ms
5mA
<=10 VAC :<=8 VDC
25HZ AC; 40 Hz DC
10ms/10ms
<15% (Sr)
<1.0% (Sr)
IP67
-25°C - +70°C
<10% (Sr)
YES
-
-
RFI>3V/m / EFT>1KV / ESD>4KV (contact)
IEC 60947-5-2,Part 7.4.1 / IEC 60947-5-2,Part 7.4.2
ETFE

<u>WCM1-1202U-AUL3</u>	56	<u>WCM2-1204U-AUL3</u>
<u>WCM1-1202U-BUL3</u>	56	<u>WCM2-1204U-BUL3</u>

4 φ 3x0.34	
Approx.31 g	Approx.30 g

M18	
	
5 mm	8 mm
PTFE Coated Brass	



20-250 VAC, 50-60 Hz; 20-250 VDC
DC RIPPLE <10%
<2.5mA
200mA
<2.5mA
2.2A for 20ms
5mA
<=10 VAC :<=8 VDC
25HZ AC; 40 Hz DC
10ms/10ms
<15% (Sr)
<1.0% (Sr)
IP67
-25°C - +70°C
<10% (Sr)
YES
-
-
RFI>3V/m / EFT>1KV / ESD>4KV (contact)
IEC 60947-5-2,Part 7.4.1 / IEC 60947-5-2,Part 7.4.2
ETFE

<u>WCM1-1805U-A3L2</u>	11	<u>WCM2-1808U-A3L2</u>
<u>WCM1-1805U-B3L2</u>	12	<u>WCM2-1808U-B3L2</u>

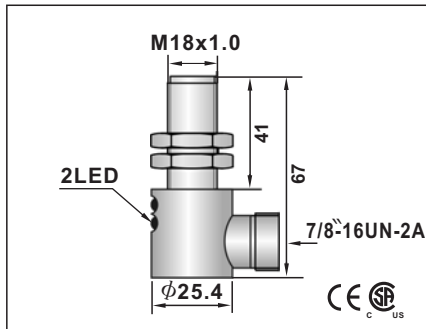
5.0 φ 44x0.1	
Approx.153 g	Approx.144 g

Note:
Coming Soon : Part numbers with underline

AC/DC INDUCTIVE SENSORS WELD FIELD IMMUNE

AC/DC INDUCTIVE SENSORS WELD FIELD IMMUNE

M 18
●
5 mm
PTFE Coated Brass
●

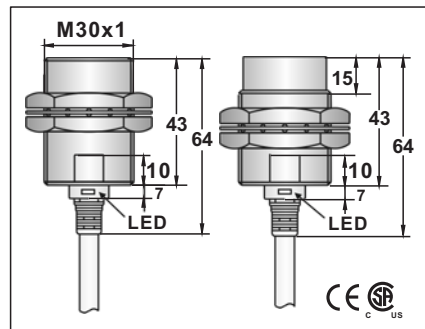


20-250 VAC, 50-60 Hz; 20-250 VDC
DC RIPPLE <10%
<2.5mA
200mA
<2.5mA
2.2A for 20ms
5mA
<=10 VAC ; <=8 VDC
25HZ AC; 40 Hz DC
10ms/10ms
<15% (Sr)
<1.0% (Sr)
IP67
-25°C - +70°C
<10% (Sr)
YES
-
-
RFI>3V/m / EFT>1KV / ESD>4KV (contact)
IEC 60947-5-2,Part 7.4.1 / IEC 60947-5-2,Part 7.4.2
ETFE

<u>WCM1-1805U-AZL3Y/2</u>		65
<u>WCM1-1805U-BZL3Y/2</u>		65

Approx.98 g

M 30	
●	○
10 mm	15 mm
PTFE Coated Brass	
●	

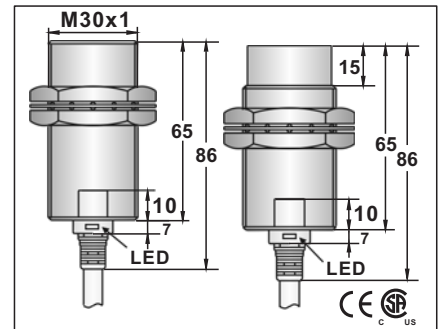


20-250 VAC, 50-60 Hz; 20-250 VDC
DC RIPPLE <10%
<2.5mA
200mA
<2.5mA
2.2A for 20ms
5mA
<=10 VAC ; <=8 VDC
25HZ AC; 40 Hz DC
10ms/10ms
<15% (Sr)
<1.0% (Sr)
IP67
-25°C - +70°C
<10% (Sr)
YES
-
-
RFI>3V/m / EFT>1KV / ESD>4KV (contact)
IEC 60947-5-2,Part 7.4.1 / IEC 60947-5-2,Part 7.4.2
ETFE

<u>WCM1-3010U-A3S2</u>	11	<u>WCM2-3015U-A3S2</u>
<u>WCM1-3010U-B3S2</u>	12	<u>WCM2-3015U-B3S2</u>

5.8φ3x0.5(6.8φ5x0.5)	
Approx.217 g	Approx.207 g

M 30	
●	○
10 mm	15 mm
PTFE Coated Brass	
●	



20-250 VAC, 50-60 Hz; 20-250 VDC
DC RIPPLE <10%
<2.5mA
200mA
<2.5mA
2.2A for 20ms
5mA
<=10 VAC ; <=8 VDC
25HZ AC; 40 Hz DC
10ms/10ms
<15% (Sr)
<1.0% (Sr)
IP67
-25°C - +70°C
<10% (Sr)
YES
-
-
RFI>3V/m / EFT>1KV / ESD>4KV (contact)
IEC 60947-5-2,Part 7.4.1 / IEC 60947-5-2,Part 7.4.2
ETFE




<u>WCM1-3010U-A3L2</u>	11	<u>WCM2-3015U-A3L2</u>
<u>WCM1-3010U-B3L2</u>	12	<u>WCM2-3015U-B3L2</u>

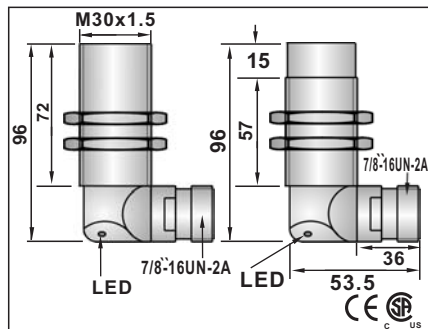
5.8φ3x0.5(6.8φ5x0.5)	
Approx.227 g	Approx.217 g

AC/DC INDUCTIVE SENSORS WELD FIELD IMMUNE

Note:
Coming Soon : Part numbers with underline

AC/DC INDUCTIVE SENSORS WELD FIELD IMMUNE




M 30	
	
10 mm	15 mm
PTFE Coated Brass	
	

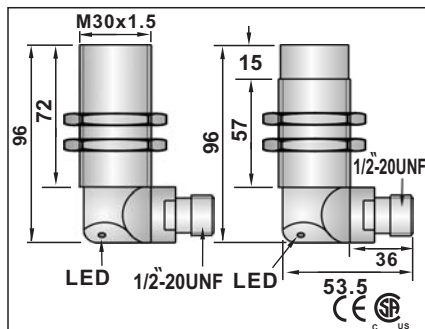


20-250 VAC, 50-60 Hz; 20-250 VDC	
DC RIPPLE <10%	
<2.5mA	
200mA	
<2.5mA	
2.2A for 20ms	
5mA	
<=10 VAC ; <=8 VDC	
25HZ AC; 40 Hz DC	
10ms/10ms	
<15% (Sr)	
<1.0% (Sr)	
IP67	
-25 °C - +70 °C	
<10% (Sr)	
YES	
-	
-	
RFI>3V/m / EFT>1KV / ESD>4KV (contact)	
IEC 60947-5-2,Part 7.4.1 / IEC 60947-5-2,Part 7.4.2	
ETFE	

<u>WCM1-3010U-AZL3Y</u>	65	<u>WCM2-3015U-AZL3Y</u>
<u>WCM1-3010U-BZL3Y</u>	65	<u>WCM2-3015U-BZL3Y</u>

Approx.311 g		Approx.356 g	
--------------	--	--------------	--



M 30	
	
10 mm	15 mm
PTFE Coated Brass	
	

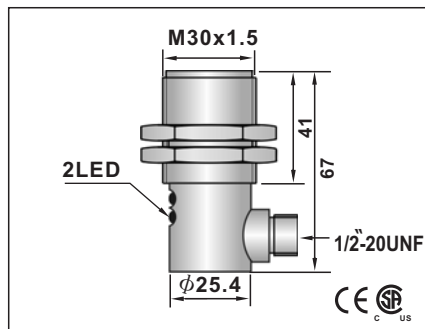


20-250 VAC, 50-60 Hz; 20-250 VDC	
DC RIPPLE <10%	
<2.5mA	
200mA	
<2.5mA	
2.2A for 20ms	
5mA	
<=10 VAC ; <=8 VDC	
25HZ AC; 40 Hz DC	
10ms/10ms	
<15% (Sr)	
<1.0% (Sr)	
IP67	
-25 °C - +70 °C	
<10% (Sr)	
YES	
-	
-	
RFI>3V/m / EFT>1KV / ESD>4KV (contact)	
IEC 60947-5-2,Part 7.4.1 / IEC 60947-5-2,Part 7.4.2	
ETFE	

<u>WCM1-3010U-AUL3Y</u>	65	<u>WCM2-3015U-AUL3Y</u>
<u>WCM1-3010U-BUL3Y</u>	65	<u>WCM2-3015U-BUL3Y</u>

Approx.311 g		Approx.356 g	
--------------	--	--------------	--

M 30	
	
10 mm	
PTFE Coated Brass	
	



20-250 VAC, 50-60 Hz; 20-250 VDC	
DC RIPPLE <10%	
<2.5mA	
200mA	
<2.5mA	
2.2A for 20ms	
5mA	
<=10 VAC ; <=8 VDC	
25HZ AC; 40 Hz DC	
10ms/10ms	
<15% (Sr)	
<1.0% (Sr)	
IP67	
-25 °C - +70 °C	
<10% (Sr)	
YES	
-	
-	
RFI>3V/m / EFT>1KV / ESD>4KV (contact)	
IEC 60947-5-2,Part 7.4.1 / IEC 60947-5-2,Part 7.4.2	
ETFE	

<u>WCM1-3010U-AUL3Y/2</u>		65
<u>WCM1-3010U-BUL3Y/2</u>		65

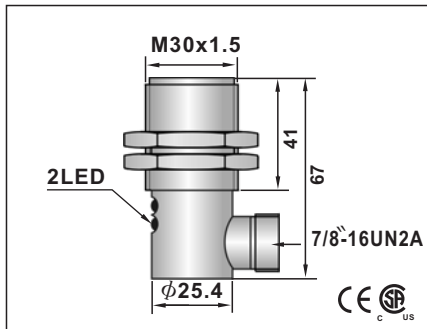
Approx.250 g		
--------------	--	--

Note:
Coming Soon : Part numbers with underline

AC/DC INDUCTIVE SENSORS WELD FIELD IMMUNE

AC/DC INDUCTIVE SENSORS WELD FIELD IMMUNE

M 30
●
10 mm
PTFE Coated Brass
●

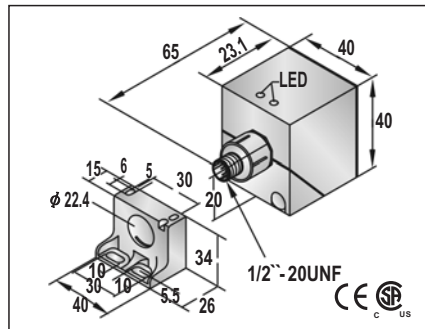


20-250 VAC, 50-60 Hz; 20-250 VDC
DC RIPPLE <10%
<2.5mA
200mA
<2.5mA
2.2A for 20ms
5mA
<=10 VAC ;<=8 VDC
25HZ AC; 40 Hz DC
10ms/10ms
<15% (Sr)
<1.0% (Sr)
IP67
-25 °C - +70 °C
<10% (Sr)
YES
-
-
RFI>3V/m / EFT>1KV / ESD>4KV (contact)
IEC 60947-5-2,Part 7.4.1 / IEC 60947-5-2,Part 7.4.2
ETFE

<u>WCM1-3010U-AZL3Y/2</u>	65
<u>WCM1-3010U-BZL3Y/2</u>	65

Approx.250 g

Q40s
●
15mm
PTFE Coated PBT / ALU
●

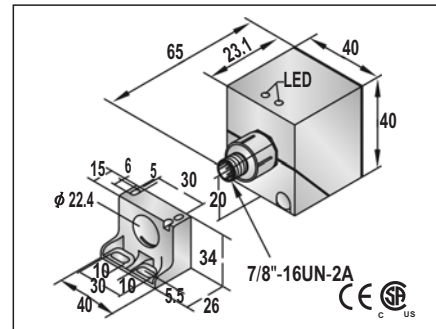


20-250 VAC, 50-60 Hz; 20-250 VDC
DC RIPPLE <10%
<2.5mA
200mA
<2.5mA
2.2A for 20ms
5mA
<=10 VAC ;<=8 VDC
25HZ AC; 40 Hz DC
10ms/10ms
<15% (Sr)
<1.0% (Sr)
IP67
-25 °C - +70 °C
<10% (Sr)
YES
-
-
RFI>3V/m / EFT>1KV / ESD>4KV (contact)
IEC 60947-5-2,Part 7.4.1 / IEC 60947-5-2,Part 7.4.2
ETFE

<u>WQP1-4015U-AUS3</u>	59
<u>WQP1-4015U-BUS3</u>	59

Approx.250g

Q40s
●
15mm
PTFE Coated PBT / ALU
●



20-250 VAC, 50-60 Hz; 20-250 VDC
DC RIPPLE <10%
<2.5mA
200mA
<2.5mA
2.2A for 20ms
5mA
<=10 VAC ;<=8 VDC
25HZ AC; 40 Hz DC
10ms/10ms
<15% (Sr)
<1.0% (Sr)
IP67
-25 °C - +70 °C
<10% (Sr)
YES
-
-
RFI>3V/m / EFT>1KV / ESD>4KV (contact)
IEC 60947-5-2,Part 7.4.1 / IEC 60947-5-2,Part 7.4.2
ETFE

<u>WQP1-4015U-AZS3</u>	66
<u>WQP1-4015U-BZS3</u>	66

Approx.250g

Note:
Coming Soon : Part numbers with underline

AC/DC INDUCTIVE SENSORS WELD FIELD IMMUNE