

# Multi-range Analog Timers

## ■ Selection Guide For Type Number



### 1. Dimensions:

T29 29(W)x36(H)x82(L)



T36=36(W)x36(H)x88(L)



T40 =40(W)x49(H)x88(L)



T48 =48(W)x48(H)x94(L)



T49 =49(W)x61(H)x70(L)



T49 =49(W)x61(H)x70(L)



T58 =58(W)x88(H)x68(L)



T58 =58(W)x88(H)x68(L)



# Multi-range Analog Timers

## 2. Display status :

A= Analog

B=Digital signals

## 3. Mounting & Socket :

1=Surface(-N)

2=Flush(-Y)

## 4. Output Mode:

A = Delay SPDT



B = Delay SPDT+ Instantaneous SPDT



C = Delay DPDT



## 5. Time Range

01S = 0.1S - 1S

30S = 0.5S - 30S

30M = 3M - 30M

03S = 0.1S - 3S

60S = 1S - 60S

01H = 0.1H - 1H

06S = 0.1S - 6S

03M = 3S - 3M

03H = 0.3H - 3H

10S = 0.2S - 10S

06M = 6S - 6M

10H = 1H - 10H

10M = 10S - 10M

30H = 3H - 30H

## 6. Power Supply:

A380=AC 380V

A220=AC 220V

AD24=AC 24V or DC 24

A110=AC 110V

D012=DC 12V

## 7. Terminal :

08 = 8 Pins

11 = 11 Pins

## 8. Special specification:

2=Two-range Analog Timers

# T36A Multi-range Analog Timers



## ▼ Features:

- Multiple Power Supply - 220VAC, 110VAC, 24VAC/DC, 12VDC
- Multiple Time Range 0.1s to 30h
- Power ON Delay
- 0 Setting Instantaneous Output Operation
- Have Output Indicator LED and Power Indicator LED
- CE Mark Approval

## ■ Product Types for T36A

Type	Time Range	Operating Voltage	Part Number		
			Delay SPDT	Delay SPDT+ Instantaneous SPDT	Delay DPDT
T36A	0.1S to 1S	220V AC	T36A1-A01SA220-08	-	T36A1-C01SA220-08
	0.1S to 3S		T36A1-A03SA220-08	-	T36A1-C03SA220-08
	0.1S to 6S		T36A1-A06SA220-08	-	T36A1-C06SA220-08
	0.2S to 10S		T36A1-A10SA220-08	-	T36A1-C10SA220-08
	0.5S to 30S		T36A1-A30SA220-08	-	T36A1-C30SA220-08
	1S to 60S		T36A1-A60SA220-08	-	T36A1-C60SA220-08
	3S to 3M		T36A1-A03MA220-08	-	T36A1-C03MA220-08
	6S to 6M		T36A1-A06MA220-08	-	T36A1-C06MA220-08
	10S to 10M		T36A1-A10MA220-08	-	T36A1-C10MA220-08
	0.1S to 1S	110V AC	T36A1-A01SA110-08	-	T36A1-C01SA110-08
	0.1S to 3S		T36A1-A03SA110-08	-	T36A1-C03SA110-08
	0.1S to 6S		T36A1-A06SA110-08	-	T36A1-C06SA110-08
	0.2S to 10S		T36A1-A10SA110-08	-	T36A1-C10SA110-08
	0.5S to 30S		T36A1-A30SA110-08	-	T36A1-C30SA110-08
	1S to 60S		T36A1-A60SA110-08	-	T36A1-C60SA110-08

# T36A Multi-range Analog Timers

## Product Types for T36A

Type	Time Range	Operating Voltage	Part Number		
			Delay SPDT	Delay SPDT+ Instantaneous SPDT	Delay DPDT
T36A	3S to 3M	110V AC	T36A1-A03MA110-08	-	T36A1-C03MA110-08
	6S to 6M		T36A1-A06MA110-08	-	T36A1-C06MA110-08
	10S to 10M		T36A1-A10MA110-08	-	T36A1-C10MA110-08
	0.1S to 1S	24V AC or 24V DC	T36A1-A01SAD24-08	-	T36A1-C01SAD24-08
	0.1S to 3S		T36A1-A03SAD24-08	-	T36A1-C03SAD24-08
	0.1S to 6S		T36A1-A06SAD24-08	-	T36A1-C06SAD24-08
	0.2S to 10S		T36A1-A10SAD24-08	-	T36A1-C10SAD24-08
	0.5S to 30S		T36A1-A30SAD24-08	-	T36A1-C30SAD24-08
	1S to 60S		T36A1-A60SAD24-08	-	T36A1-C60SAD24-08
	3S to 3M		T36A1-A03MAD24-08	-	T36A1-C03MAD24-08
	6S to 6M		T36A1-A06MAD24-08	-	T36A1-C06MAD24-08
	10S to 10M		T36A1-A10MAD24-08	-	T36A1-C10MAD24-08
	0.1S to 1S	12V DC	T36A1-A01SD012-08	-	T36A1-C01SD012-08
	0.1S to 3S		T36A1-A03SD012-08	-	T36A1-C03SD012-08
	0.1S to 6S		T36A1-A06SD012-08	-	T36A1-C06SD012-08
	0.2S to 10S		T36A1-A10SD012-08	-	T36A1-C10SD012-08
	0.5S to 30S		T36A1-A30SD012-08	-	T36A1-C30SD012-08
	1S to 60S		T36A1-A60SD012-08	-	T36A1-C60SD012-08
	3S to 3M		T36A1-A03MD012-08	-	T36A1-C03MD012-08
	6S to 6M		T36A1-A06MD012-08	-	T36A1-C06MD012-08
	10S to 10M		T36A1-A10MD012-08	-	T36A1-C10MD012-08

## Contact Data

Item	Mode	1 Form C (SPDT)	2 Form C (DPDT)
Max. Switch Voltage		AC 240V, DC110V	AC 240V, DC110V
Max. Switch Current		10A	5A
Max. Switch Power		AC 1200VA, DC 300W	AC 1200VA, DC 150W
Contact Ratings		10A, 120VAC, Resistive	5A, 240VAC, Resistive
		10A, 28VDC, Resistive	5A, 30VDC, Resistive
		1/4 HP , 120VAC	1/8 HP , 250VAC
		3A, 120AC, Inductive	1.5A, 240AC, Inductive
		(Cos $\phi$ =0.4)	(Cos $\phi$ =0.4)
		3A, 28DC, Inductive	1.5A, 24DC, Inductive
		(L/R=7 msec)	(L/R=7 msec)
Contact Resistance		100 Milliohms(1A, 6VDC)	100 Milliohms(1A, 6VDC)
Contact Material		AG Alloy	AG Alloy
Mechanical Life		10 Million Operations	10 Million Operations
Electrical Life		100,000 Operations	100,000 Operations

# T36A Multi-range Analog Timers

## Specifications

Item		Mode	T36A
Time Range			0.1S ~ 10M, 9 Time Ranges
Operating Voltage			220VAC, 110VAC, 24VAC/DC, 12VDC
Allowable Operating Voltage Range			AC: 85 to 110%, DC: 90 to 110%
Rated Frequency			50Hz/60Hz For AC Operating Type
Ripple			<10% For DC Operating Type
Operating Mode			Power ON Delay
Time - Accuracy	Setting Error		± 10% (Max. Setting Time Value)
	Voltage Error		± 1% (At The Operating Changes Between 85 to 110%)
	Temperature Error		± 3% (At 20°C Ambient Temp. At The Range Of -10 To +50°C)
	Operating Time Error		± 0.3%
Operating Temperature			-10 To +55C
Storage Temperature			-30 To +80°C
Operating Humidity			Max. 85%RH
Insulation Resistance			Min. 100MR (At 500V DC)
Breakdown Voltage			2000Vrms For 1 Min. Between Live And Dead Metal Parts
			2000Vrms For 1 Min. Between Input And Output
			2000Vrms For 1 Min. Between Contacts Of Different Poles
			1000Vrms For 1 Min. Between Contacts Of Same Poles
Vibration Resistance	Functional		10 To 55Hz: 1 Cycle/Min Double Amplitude Of 0.5mm (10Min On 3 Axes)
	Destructive		10 To 55Hz: 1 Cycle/Min Double Amplitude Of 0.75mm (1H On 3 Axes)
Shock Resistance	Functional		Min. 294m/s <sup>2</sup> (4 times On 3 Axes)
	Destructive		Min. 980m/s <sup>2</sup> (5 times On 3 Axes)
Power Consumption	220V AC		Approx. 7VA
	110V AC		Approx. 3.5VA
	24VAC/DC		Approx. 1.5VA
	12VDC		Approx. 0.6W
Weight			Approx. 50g

## Operation Mode

### • Txxxx-A

Item	Terminal	Operating	
Power	2 - 7 (Power)	→	←
		Set Time	
Delay Contact	5 - 8 (N.C.)		
	6 - 8 (N.O.)		
LED Indicator	Power		
	Output		

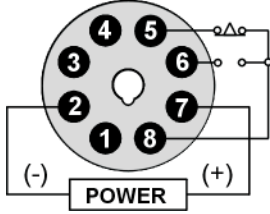
### • Txxxx-C

Item	Terminal	Operating	
Power	2 - 7 (Power)	→	←
		Set Time	
Delay Contact	5-8,1-4 (N.C.)		
	6-8,3-1 (N.O.)		
LED Indicator	Power		
	Output		

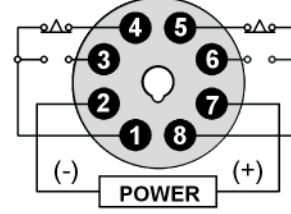
# T36A Multi-range Analog Timers

## Terminal Wiring Diagrams

### Txxxx-A



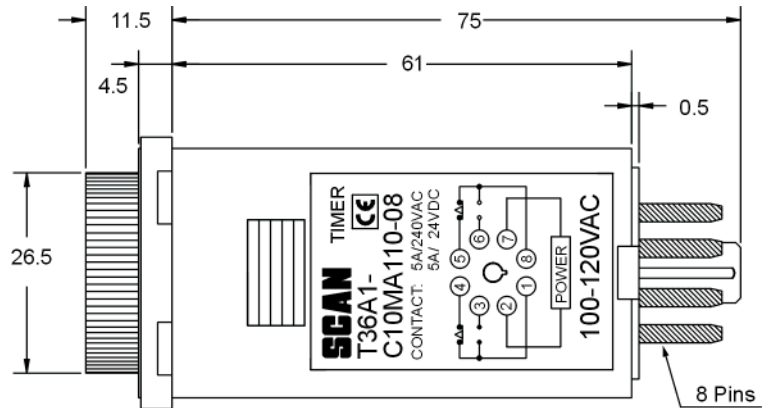
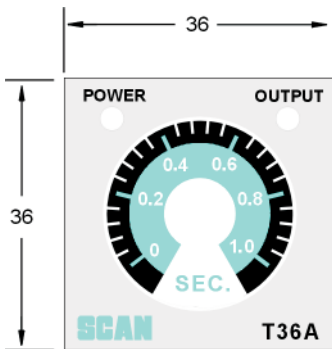
### Txxxx-C



Symbols: Timer Delay N.C. Contact;

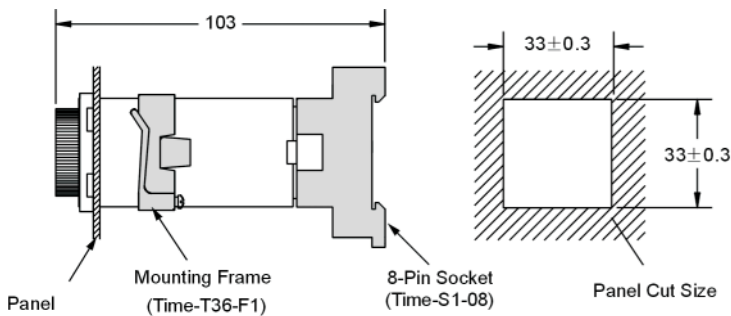
Timer Instantaneous N.C. Contact;

### T36A (scale: 1:1)



### T36A

#### 1. Panel Mount



#### 2. Surface Mount

